

**WYNIKI ZAWODÓW****Sztafety Męskie**

Organizator: SE Group sp. z o.o., Gdynińskie Centrum Sportu

Termin: 18.03.2018

Miejsce: Gdynia

Dystans: 21,0975 km









**Klasyfikacja wg czasów netto.**

| Miejsce  | Numer       | Sztafeta                      |  |               |              | Czas            |
|----------|-------------|-------------------------------|--|---------------|--------------|-----------------|
| <b>1</b> | <b>8009</b> | <b>KALENJI BY DECATHLON 1</b> |  |               |              | <b>01:13:04</b> |
| Zmiana   | Zawodnik    | Kraj                          |  | Indywidualnie | Zespolowo    |                 |
|          | 1           | MECHLIŃSKI BARTŁOMIEJ         |  | 00:35:26 / 1  | 00:37:10 / 1 |                 |
|          | 2           | ŻAKOWSKI ADRIAN               |  | 00:17:54 / 1  | 00:53:21 / 1 |                 |
|          | 3           | OSTASZEWSKI AREK              |  | 00:19:42 / 1  | 01:13:04 / 1 |                 |
| <b>2</b> | <b>8030</b> | <b>RUNEDA</b>                 |  |               |              | <b>01:18:55</b> |
| Zmiana   | Zawodnik    | Kraj                          |  | Indywidualnie | Zespolowo    |                 |
|          | 1           | KREFT ŁUKASZ                  |  | 00:36:50 / 2  | 00:39:20 / 3 |                 |
|          | 2           | SMEJA PRZEMYSŁAW              |  | 00:21:02 / 2  | 00:57:53 / 2 |                 |
|          | 3           | BRUCHMANN KAROL               |  | 00:21:01 / 2  | 01:18:55 / 2 |                 |
| <b>3</b> | <b>8044</b> | <b>KASZUBSKIE DZIKI 1</b>     |  |               |              | <b>01:20:12</b> |
| Zmiana   | Zawodnik    | Kraj                          |  | Indywidualnie | Zespolowo    |                 |
|          | 1           | RASZEWSKI MATEUSZ             |  | 00:37:17 / 3  | 00:39:18 / 2 |                 |
|          | 2           | PACZKOWSKI MACIEJ             |  | 00:21:22 / 3  | 00:58:39 / 3 |                 |
|          | 3           | KOŁODZIEJSKI MARCIN           |  | 00:21:32 / 3  | 01:20:12 / 3 |                 |
| <b>4</b> | <b>8065</b> | <b>WEJHERRUN-DEKORADO</b>     |  |               |              | <b>01:27:51</b> |
| Zmiana   | Zawodnik    | Kraj                          |  | Indywidualnie | Zespolowo    |                 |
|          | 1           | MYSZK DAMIAN                  |  | 00:41:09 / 6  | 00:43:22 / 6 |                 |
|          | 2           | SZTYGIEL MACIEJ               |  | 00:23:34 / 5  | 01:04:44 / 4 |                 |
|          | 3           | BARANOWSKI ROMAN              |  | 00:23:07 / 4  | 01:27:51 / 4 |                 |
| <b>5</b> | <b>8045</b> | <b>ZĄLOGA Z BUHAJU</b>        |  |               |              | <b>01:28:41</b> |
| Zmiana   | Zawodnik    | Kraj                          |  | Indywidualnie | Zespolowo    |                 |
|          | 1           | KWIATEK MACIEJ                |  | 00:39:13 / 5  | 00:41:37 / 5 |                 |
|          | 2           | ROMPCA KRZYSZTOF              |  | 00:26:19 / 8  | 01:05:32 / 6 |                 |
|          | 3           | ŁOSINSKI KRZYSZTOF            |  | 00:23:09 / 5  | 01:28:41 / 5 |                 |
| <b>6</b> | <b>8055</b> | <b>AFRICA TWIN</b>            |  |               |              | <b>01:31:02</b> |
| Zmiana   | Zawodnik    | Kraj                          |  | Indywidualnie | Zespolowo    |                 |
|          | 1           | GUZ GRZEGORZ                  |  | 00:38:58 / 4  | 00:41:10 / 4 |                 |
|          | 2           | BŁASZAK ANDRZEJ               |  | 00:26:04 / 7  | 01:05:03 / 5 |                 |
|          | 3           | STASIEROWSKI DAMIAN           |  | 00:25:59 / 7  | 01:31:02 / 6 |                 |
| <b>7</b> | <b>8022</b> | <b>KASZUBSKIE DZIKI 3</b>     |  |               |              | <b>01:34:06</b> |
| Zmiana   | Zawodnik    | Kraj                          |  | Indywidualnie | Zespolowo    |                 |
|          | 1           | PRENA SŁAWOMIR                |  | 00:42:32 / 7  | 00:44:55 / 7 |                 |
|          | 2           | JANKOWSKI MATEUSZ             |  | 00:25:35 / 6  | 01:08:08 / 7 |                 |
|          | 3           | RASZEWSKI ŁUKASZ              |  | 00:25:58 / 6  | 01:34:06 / 7 |                 |
| <b>8</b> | <b>8084</b> | <b>RUNBUSTERS</b>             |  |               |              | <b>01:35:20</b> |
| Zmiana   | Zawodnik    | Kraj                          |  | Indywidualnie | Zespolowo    |                 |
|          | 1           | KOSIŁO MARCIN                 |  | 00:45:08 / 9  | 00:47:16 / 8 |                 |
|          | 2           | ŚRUBKA PATRYK                 |  | 00:23:13 / 4  | 01:08:21 / 8 |                 |
|          | 3           | NOWAK ADRIAN                  |  | 00:26:59 / 9  | 01:35:20 / 8 |                 |
| <b>9</b> | <b>8061</b> | <b>3ATHLETE</b>               |  |               |              | <b>01:39:09</b> |
| Zmiana   | Zawodnik    | Kraj                          |  | Indywidualnie | Zespolowo    |                 |

# Klasyfikacja wg czasów netto.

| Miejsce   | Numer       | Sztafeta                              |   |     |               |               | Czas            |
|-----------|-------------|---------------------------------------|---|-----|---------------|---------------|-----------------|
|           | 1           | KUCAL MACIEJ                          |    | POL | 00:45:15 / 10 | 00:47:40 / 9  |                 |
|           | 2           | LIPKOWSKI PAWEŁ                       |    | POL | 00:26:31 / 9  | 01:11:47 / 9  |                 |
|           | 3           | GRUBICH MARCIN                        |    | POL | 00:27:22 / 13 | 01:39:09 / 9  |                 |
| <b>10</b> | <b>8010</b> | <b>FIGHTING BIKERS GDYNIA</b>         |   |     |               |               | <b>01:44:19</b> |
| Zmiana    | Zawodnik    |                                       | Kraj  |     | Indywidualnie | Zespolowo     |                 |
|           | 1           | FOBKE FELIKS                          |    | POL | 00:48:13 / 12 | 00:50:49 / 11 |                 |
|           | 2           | BORAWSKI MARCIN                       |    | POL | 00:29:01 / 12 | 01:17:14 / 11 |                 |
|           | 3           | WITTBRODT MARCIN                      |    | POL | 00:27:05 / 11 | 01:44:19 / 10 |                 |
| <b>11</b> | <b>8040</b> | <b>1.9TDI</b>                         |   |     |               |               | <b>01:44:33</b> |
| Zmiana    | Zawodnik    |                                       | Kraj  |     | Indywidualnie | Zespolowo     |                 |
|           | 1           | SUDOŁ JAKUB                           |    | POL | 00:50:55 / 14 | 00:53:27 / 13 |                 |
|           | 2           | SAZON KRZYSZTOF                       |    | POL | 00:27:29 / 10 | 01:18:24 / 12 |                 |
|           | 3           | PRĄDZYŃSKI KRYSZTIAN                  |    | POL | 00:26:09 / 8  | 01:44:33 / 11 |                 |
| <b>12</b> | <b>8012</b> | <b>PGB SPORTOWA PACZKA</b>            |   |     |               |               | <b>01:44:49</b> |
| Zmiana    | Zawodnik    |                                       | Kraj  |     | Indywidualnie | Zespolowo     |                 |
|           | 1           | SUSZEK JAROSŁAW                       |    | POL | 00:46:22 / 11 | 00:49:12 / 10 |                 |
|           | 2           | KUCHTA GRZEGORZ                       |    | POL | 00:30:44 / 14 | 01:17:07 / 10 |                 |
|           | 3           | WERA PIOTR                            |    | POL | 00:27:42 / 14 | 01:44:49 / 12 |                 |
| <b>13</b> | <b>8091</b> | <b>NAS NIE DOGONIAT</b>               |   |     |               |               | <b>01:49:12</b> |
| Zmiana    | Zawodnik    |                                       | Kraj  |     | Indywidualnie | Zespolowo     |                 |
|           | 1           | SZALTKA MICHAŁ                        |    | POL | 00:52:05 / 15 | 00:54:41 / 14 |                 |
|           | 2           | SZALTKA NATALIA                       |   | POL | 00:27:50 / 11 | 01:19:56 / 14 |                 |
|           | 3           | GORYSZEWSKI ADAM                      |  | POL | 00:29:16 / 15 | 01:49:12 / 13 |                 |
| <b>14</b> | <b>8067</b> | <b>ZAKWASY</b>                        |   |     |               |               | <b>01:53:16</b> |
| Zmiana    | Zawodnik    |                                       | Kraj  |     | Indywidualnie | Zespolowo     |                 |
|           | 1           | PAPKE ARTUR                           |  | POL | 00:54:14 / 19 | 00:57:21 / 18 |                 |
|           | 2           | JESZKE MAREK                          |  | POL | 00:31:45 / 16 | 01:25:59 / 16 |                 |
|           | 3           | GOJKE MICHAŁ                          |  | POL | 00:27:17 / 12 | 01:53:16 / 14 |                 |
| <b>15</b> | <b>8026</b> | <b>DN3GL</b>                          |   |     |               |               | <b>01:55:40</b> |
| Zmiana    | Zawodnik    |                                       | Kraj  |     | Indywidualnie | Zespolowo     |                 |
|           | 1           | ADAMSKI MICHAŁ                        |  | POL | 00:53:17 / 18 | 00:56:27 / 17 |                 |
|           | 2           | SKUBICH MATEUSZ                       |  | POL | 00:35:17 / 18 | 01:28:35 / 18 |                 |
|           | 3           | BALCER TADEUSZ                        |  | POL | 00:27:05 / 10 | 01:55:40 / 15 |                 |
| <b>16</b> | <b>8034</b> | <b>OTL</b>                            |   |     |               |               | <b>01:57:08</b> |
| Zmiana    | Zawodnik    |                                       | Kraj  |     | Indywidualnie | Zespolowo     |                 |
|           | 1           | BORKOWSKI-ZIELIŃSKI PIOTR             |  | POL | 00:49:24 / 13 | 00:52:01 / 12 |                 |
|           | 2           | SKONECZNY KAMIL                       |  | POL | 00:29:53 / 13 | 01:19:17 / 13 |                 |
|           | 3           | BŁASZCZYK JOANNA                      |  | POL | 00:37:50 / 20 | 01:57:08 / 16 |                 |
| <b>17</b> | <b>8036</b> | <b>PEŁSZYŃSKIE TRZY</b>               |   |     |               |               | <b>01:57:45</b> |
| Zmiana    | Zawodnik    |                                       | Kraj  |     | Indywidualnie | Zespolowo     |                 |
|           | 1           | PEŁSZYŃSKI JACEK                      |  | POL | 00:52:41 / 17 | 00:55:51 / 16 |                 |
|           | 2           | PEŁSZYŃSKI MAREK                      |  | POL | 00:32:57 / 17 | 01:25:39 / 15 |                 |
|           | 3           | PEŁSZYŃSKI BOGUSŁAW                   |  | POL | 00:32:06 / 16 | 01:57:45 / 17 |                 |
| <b>18</b> | <b>8005</b> | <b>SELECCION NACIONAL DE SAN ESCO</b> |   |     |               |               | <b>01:59:24</b> |
| Zmiana    | Zawodnik    |                                       | Kraj  |     | Indywidualnie | Zespolowo     |                 |
|           | 1           | GOLEC RAFAŁ                           |  | POL | 00:55:30 / 20 | 00:58:21 / 19 |                 |
|           | 2           | WINKOWSKI ANDRZEJ                     |  | POL | 00:31:15 / 15 | 01:26:45 / 17 |                 |
|           | 3           | STRUZIK MICHAŁ                        |  | POL | 00:32:38 / 17 | 01:59:24 / 18 |                 |
| <b>19</b> | <b>8021</b> | <b>GRINGOS</b>                        |   |     |               |               | <b>02:05:51</b> |
| Zmiana    | Zawodnik    |                                       | Kraj  |     | Indywidualnie | Zespolowo     |                 |
|           | 1           | BIELIŃSKI ALEKSANDER                  |  | POL | 00:52:27 / 16 | 00:55:36 / 15 |                 |

# Klasyfikacja wg czasów netto.

| Miejsce   | Numer       | Sztafeta                   |   |     |               |               | Czas            |
|-----------|-------------|----------------------------|---|-----|---------------|---------------|-----------------|
|           | 2           | KUCHARSKA KAROLINA         |  | POL | 00:39:39 / 19 | 01:32:06 / 19 |                 |
|           | 3           | HANARZ KRZYSZTOF           |  | POL | 00:33:45 / 18 | 02:05:51 / 19 |                 |
| <b>20</b> | <b>8029</b> | <b>ALFACO RUNNING TEAM</b> |   |     |               |               | <b>02:10:29</b> |
| Zmiana    | Zawodnik    |                            | Kraj  |     | Indywidualnie | Zespolowo     |                 |
|           | 1           | DEC JAROSŁAW               |  | POL | 00:44:10 / 8  | 01:07:10 / 20 |                 |
|           | 2           | DEJEWSKI ZBIGNIEW          |  | POL | 00:51:45 / 20 | 01:35:56 / 20 |                 |
|           | 3           | BORUCKI RAFAŁ              |  | POL | 00:34:33 / 19 | 02:10:29 / 20 |                 |
| <b>21</b> | <b>8015</b> | <b>TRAFFIT UNICORNS</b>    |   |     |               |               | <b>99:99:99</b> |
| Zmiana    | Zawodnik    |                            | Kraj  |     | Indywidualnie | Zespolowo     |                 |
|           | 1           | PRZYPEK MARCIN             |  | POL |               |               |                 |
|           | 2           | WYSOCKI BARTOSZ            |  | POL |               |               |                 |
|           | 3           | STRĄK PIOTR                |  | POL |               |               |                 |