




WYNIKI ZAWODÓW / RESULTS LIST

printed: 09.08.2016 17:40:35

City:	Gdynia	Distance:	400 m + 2 km	Organizer:	Sport Evolution, Miasto Gdynia
Date:	05.08.2016				

Dzieci 14-15 lat

Msc Rank	Nr Bib	Nazwisko i imię Name	Kraj Nat.	Drużyna Team	R-k YoB	W kategorii in Age	Pływanie	T1 Poz. po T1	Bieg	Wynik Time	Strata Diff.
1	15	KOPICZKO MAKSYMILIAN		POL MKS MEDYK GIŻYCKO	02	M / 1	00:05:20 / 3	00:00:32 / 2	00:07:07 / 2	00:12:59	00:00:00
2	34	DZIK SZYMON		POL	00	M / 2	00:05:11 / 1	00:00:45 / 3	00:07:14 / 3	00:13:10	00:00:11
3	41	WORONKO KRZYSZTOF		POL	02	M / 3	00:05:11 / 2	00:00:37 / 1	00:07:45 / 8	00:13:33	00:00:34
4	24	STANGLEWICZ MARCIN		POL TRI RUMIA	02	M / 4	00:05:48 / 11	00:00:49 / 10	00:07:03 / 1	00:13:40	00:00:41
5	3	BIEDRAWA KONRAD		POL TRI TEAM RUMIA	02	M / 5	00:05:47 / 10	00:00:41 / 8	00:07:17 / 4	00:13:45	00:00:46
6	4	BOGUSIEWICZ JAKUB		POL ORKA ILAWA	02	M / 6	00:05:43 / 8	00:00:38 / 6	00:07:31 / 5	00:13:52	00:00:53
7	43	ZIELSKI OLIWIER		POL	01	M / 7	00:05:36 / 7	00:00:41 / 4	00:08:13 / 12	00:14:30	00:01:31
8	23	SKIBIAK KLAUDIA		POL	02	K / 1	00:05:32 / 6	00:00:54 / 7	00:08:06 / 10	00:14:32	00:01:33
9	44	WOŹNIAK JOANNA		POL CS IRON MAN	01	K / 2	00:06:15 / 13	00:00:46 / 12	00:07:37 / 6	00:14:38	00:01:39
10	36	JASZCZUK EWA		POL	02	K / 3	00:05:28 / 5	00:00:52 / 5	00:08:40 / 14	00:15:00	00:02:01
11	26	SZCZEŚNIAK ERYK		POL TS AKWEDUKT KIELCE	01	M / 8	00:06:39 / 17	00:00:45 / 16	00:07:46 / 9	00:15:10	00:02:11
12	37	ŁYZIŃSKI MICHAŁ		POL	02	M / 9	00:06:57 / 18	00:00:43 / 19	00:08:09 / 11	00:15:49	00:02:50
13	17	KRAUZE ALICJA		POL MAL WOPR MALBORK	01	K / 4	00:05:44 / 9	00:01:02 / 11	00:09:12 / 21	00:15:58	00:02:59
14	14	KOPAŃSKA MAJA		POL KS WARTA	02	K / 5	00:06:11 / 12	00:00:54 / 14	00:09:04 / 17	00:16:09	00:03:10
15	38	MAJZLIKOVA KRISTINKA		SVK	01	K / 6	00:07:41 / 25	00:00:50 / 22	00:07:40 / 7	00:16:11	00:03:12
16	30	WYKRZYKOWSKA ZOFIA		POL UKS SIÓDEMKA SOPOT	02	K / 7	00:05:27 / 4	00:01:10 / 9	00:09:40 / 25	00:16:17	00:03:18
17	40	WORONKO WIKTORIA		POL	00	K / 8	00:06:20 / 14	00:00:44 / 13	00:09:18 / 23	00:16:22	00:03:23
18	7	CYGAN MATEUSZ		POL KS BESKIDY	01	M / 10	00:06:58 / 19	00:00:40 / 18	00:08:47 / 15	00:16:25	00:03:26
19	2	BARTCZAK MATEUSZ		POL REKINY OSIELSKO	01	M / 11	00:06:31 / 15	00:00:44 / 15	00:09:18 / 22	00:16:33	00:03:34
20	9	DREWZYŃSKI HUBERT		POL MKS TRUSO TRIATHLON	01	M / 12	00:07:43 / 26	00:00:47 / 21	00:08:23 / 13	00:16:53	00:03:54
21	12	GUZ ALEKSANDER		POL	01	M / 13	00:06:37 / 16	00:00:57 / 17	00:09:51 / 27	00:17:25	00:04:26
22	1	BAR TOSIA		POL	01	K / 9	00:07:01 / 20	00:00:52 / 20	00:09:55 / 28	00:17:48	00:04:49
23	8	DALIDOWICZ MAJA		POL TRUSO ELBLĄG	02	K / 10	00:07:35 / 23	00:01:06 / 26	00:09:19 / 24	00:18:00	00:05:01
24	13	JANISZEWSKA DOMINIKA		POL GT RAT	02	K / 11	00:08:03 / 28	00:00:53 / 27	00:09:08 / 19	00:18:04	00:05:05
25	11	GRECZYŁO STANISŁAW		POL COMPLEXSPORT TRIATHLON TEAM	02	M / 14	00:07:54 / 27	00:01:03 / 28	00:09:10 / 20	00:18:07	00:05:08
26	19	KULIŃSKI PAWEŁ		POL COMPLEXSPORTS	02	M / 15	00:07:12 / 21	00:01:20 / 23	00:09:41 / 26	00:18:13	00:05:14
27	18	KRAWCZYK WIKTOR		POL	02	M / 16	00:07:40 / 24	00:00:57 / 24	00:10:26 / 30	00:19:03	00:06:04

<i>Msc</i>	<i>Nr</i>	<i>Nazwisko i imię</i>	<i>Kraj</i>	<i>Drużyna</i>	<i>R-k</i>	<i>W kategorii</i>	<i>T1</i>			<i>Wynik</i>	<i>Strata</i>
<i>Rank</i>	<i>Bib</i>	<i>Name</i>	<i>Nat.</i>	<i>Team</i>	<i>YoB</i>	<i>in Age</i>	<i>Pływanie</i>	<i>Poz. po T1</i>	<i>Bieg</i>	<i>Time</i>	<i>Diff.</i>
28	33	LESZCZYŃSKA ZOFIA		POL	00	K / 12	00:07:30 / 22	00:01:09 / 25	00:10:26 / 29	00:19:05	00:06:06
29	5	BYCZKOWSKA MAŁGORZATA		POL GTK GDYNIA	01	K / 13	00:10:37 / 29	00:00:47 / 29	00:09:06 / 18	00:20:30	00:07:31
30	25	STASIAK PAWEŁ		POL ZSSO GDYNIA	01	M / 17	00:11:07 / 30	00:01:22 / 30	00:08:59 / 16	00:21:28	00:08:29